


National Pirogov Memorial Medical University, Vinnytsya


“APPROVE”

Vice - Rector for Academic Affairs


Prof. Y.I. Guminskiy
“ 28 ” 08 2020 year

“ AGREED ”

Head of the Department of General Surgery


prof. S.D. Khimich
“ 28 ” 08 2020 year

**SYLLABUS
of academic discipline**

«General surgery»

Specialty	222 Medicine
Educational level	the second (master's) level
Educational programme	EPP Medicine, 2020
Academic year	2020-2021
Department	General surgery
Lecturer (if lectures are given)	MD, professor Zheliba MD
Contact information	<i>surgery@vnmnu.edu.ua</i> <i>Khmelnyske street, 96,, KNP "Vinnytsia City Clinical Hospital G1", surgical department, dept. General surgery</i> <i>(0432)460621, (0432)461127</i>
Syllabus compiler	MD, professor Zheliba MD

1. Status and structure of the discipline

Discipline status	Compulsory
Discipline code in EPP/discipline place in EPP	CC 27, component of the cycle of disciplines of professional training
Course / semester	3 rd course (V-VI semesters)
The amount of discipline (the total number of hours / number of credits ECTS)	180 hours /6 credits ECTS
The structure of the discipline	Lectures – 30 hours Practical classes – 68 hours Independent work – 82 hours In general: classroom classes – 54.6%, independent extracurricular work – 44.64%
Number of content modules	7 modules
Language of study	English
Form of study	Full-time (<i>or remote full-time by order</i>)

2. Description of the discipline

Short annotation of the course, relevance. The subject area of the discipline "General Surgery" is the study of measures for the organization of sanitary and epidemiological regime in the surgical clinic; dressing material and methods of its application; bleeding and ways of its temporary and final stop; transfusion of donor blood components, complications of blood transfusion and their prevention; basics of anesthesiology and resuscitation; clinic, diagnosis, first aid, principles of treatment for traumatic injuries; general issues of surgical infection; clinic, diagnosis, treatment, prevention of certain types of surgical infection; basics of transplantology, basics of clinical oncology; methodology of examination of a surgical patient.

Prerequisites. The discipline "General Surgery" is based on the knowledge acquired by students during the study of such fundamental disciplines as anatomy, histology, physiology, pathological anatomy, pathological physiology, propaedeutic of internal medicine, pharmacology.

The purpose of the course and its significance for professional activities. The purpose of teaching the discipline "General Surgery" is: mastering systematic knowledge on the organization of surgical care and prevention of the spread of nosocomial infection; formation of practical skills in the use of dressings; mastering the skills of caring for surgical patients; acquaintance with the principles of local and general anesthesia, mastering the algorithms for diagnosing terminal conditions, clinical death and conducting activities for basic life support; acquaintance with the basics of transfusiology and mastering the methods of transfusion of donor blood components and ensuring the prevention of blood transfusion complications; mastering the ability to diagnose various traumatic injuries and provide first aid, mastering the principles of treatment of traumatic injuries in a hospital; mastering general knowledge about surgical infection, the ability to diagnose surgical infectious diseases; mastering the principles and features of treatment of various surgical infectious processes and methods for their prevention; acquaintance with the basics of transplantology; mastering knowledge of the basics of clinical oncology; formation of practical skills for examination of a surgical patient and registration of its results in the medical card of an inpatient .

Postrequisites. The discipline "General Surgery" lays the foundation for the study of clinical surgery, traumatology and orthopedics, urology, neurosurgery, obstetrics, gynecology, anesthesiology, resuscitation, and other disciplines that involve the use of surgical treatments.

3. Learning outcomes.

After successful study of the discipline the applicant will be able to:

- Modern concepts of domestic and foreign theoretical and practical surgery
- Basic principles of organization of surgical care for the population of Ukraine
- Basics of the organization of a rational mode and treatment of the surgical patient
- General elements of care for surgical patients
- Theoretical aspects of dressing material and methods of its application
- Theoretical foundations of modern antiseptics
- Theoretical aspects of prevention of the occurrence and spread of nosocomial infection
- classification, clinical manifestations, consequences of bleeding, methods of the temporary and final stop of bleeding
- Theoretical and practical aspects of transfusion of donor blood preparations and blood substitutes
- Complications during blood transfusion, measures for their prevention and treatment
- Basics of anesthesiology
- Basics of resuscitation, clinical manifestations of terminal conditions, their diagnosis, stages, and measures during cardiopulmonary resuscitation
- General issues of traumatology, oncology, and transplantology
- Means and methods of transport immobilization
- Theoretical aspects of wound process, and wound healing
- General issues of surgical and HIV infection
- Clinic, diagnosis, and treatment of certain purulent-inflammatory diseases of soft tissues, tendons, bones, and joints
- Methods of examination of the patient, features of examination of the patient with surgical pathology
- The structure of the medical card of an inpatient

Be able to:

- Apply a bandage to different parts of the body
- Apply a splint from gypsum
- Choose a device for transport immobilization, apply Cramer's splint, Diterix's splint
- Disinfect various instruments and patient care items
- Organize appropriate sanitary and epidemiological conditions for different rooms of the surgical department
- Perform subcutaneous, intramuscular injections, perform puncture of a vena, install an intravenous catheter, prepare a system for transfusion of blood substitutes and donor blood components
- Perform catheterization of the urine bladder with a soft catheter, put a cleansing and siphon enema, rinse the stomach with a probe
- Prepare the operating field
- Apply measures to prevent bedsores
- Differentiate bleedings, detect signs of hemorrhagic shock
- Use methods of a temporary stop of bleeding, choose a method for the final cessation of bleeding
- Determine the blood group according to the ABO and Rh system, to perform tests for individual compatibility of the recipient and donor blood, to perform compatibility tests for transfusion of donor blood components, to organize and conduct transfusion of erythrocyte mass, fresh-frozen plasma
- Choose an adequate method of anesthesia for a particular surgery
- Diagnose terminal conditions, perform basic life support measures
- Diagnose a variety of traumatic injuries
- Provide first aid for various traumatic injuries
- Choose surgical tactics in the treatment of various stages of the wound process
- Choose funds for topical application in the treatment of wounds depending on the stage of the

wound process

- Diagnose various infectious surgical processes, perform differential diagnosis between them
- Diagnose purulent-necrotic stage of infectious surgical disease
- Choose appropriate surgical tactics for different stages of surgical infection
- To make the medical program at various infectious surgical diseases
- Collect anamnesis and perform the objective examination of the surgical patient
- Write information in a medical card of an inpatient for a patient with surgical pathology

4. Content and logistic of the discipline

Module 1: Introduction to surgery. Desmurgia. Fundamentals of the sanitary-epidemic regime in a surgical clinic. Urgent surgical conditions. Fundamentals of transfusiology, anesthesiology, and resuscitation.	5, 6 semester 90 hours. / 3,2 credits	Lectures № 1-8 Practical classes № 1-20 Topics for self-study №1-2
Module 2: Surgical infection. Necrosis. Fundamentals of transplantology and clinical oncology. Methods of examination of surgical patients	6 semester 90 hours / 2,8 credits	Lectures № 8-15 Practical classes № 21-33 Topics for self-study №1-2

Дисципліна включає 33 теми, які поділені на 2 тематичних модулі.

MODULE 1. Introduction to surgery. Desmurgia. Fundamentals of sanitary-epidemic regime in a surgical clinic. Urgent surgical conditions. Fundamentals of transfusiology, anesthesiology and resuscitation

Content module 1. Desmurgia. Antisepsis. Asepsis. Bleeding. Blood transfusion. Traumatic injuries

Topic 1. Desmurgy. Definition. Overlay rules and types of soft bandages. Typical bandages on the upper limb, head, neck, chest.

Topic 2. Desmurgia. Soft bandages on the abdomen, crotch, lower limb. Plaster technique.

Topic 3. Antisepsis. Types of antisepsis. Characteristics of the main groups of antiseptics and the main methods of their application.

Topic 4. Nosocomial infection. Sanitary and epidemiological regime. Asepsis.

Topic 5. Surgery. Classification of surgical operations. Stages of surgery. Preoperative preparation of the patient and management of the postoperative period. Features of surgery in the context of incurable disease, indications. The concept of palliative surgery.

Content module 1. Bleeding, blood loss. Fundamentals of transfusiology

Topic 6. Bleeding and blood loss. Methods of the temporary and final stop of bleeding.

Topic 7. Blood transfusion. Determination of blood groups by ABO and Rh-factor systems. Tests for individual compatibility by ABO and Rh-factor systems, biological test.

Topic 8. Operation blood transfusion. Features of transfusion of various components of blood.

Topic 9. Complications of blood transfusion and their prevention. Prevention of transmission of infectious diseases during transfusion of blood components. Blood substitutes: classification, mechanism of action, indications, and methods of application.

Content module 3. Fundamentals of Anesthesiology and resuscitation

Topic 10. Local anesthesia. Types. Indications, contraindications, complications.

Topic 11. General anesthesia. Inhalation and non-inhalation anesthesia. Indications and contraindications. Complications and their prevention.

Topic 12. Resuscitation: terminal conditions; clinical death; basic cardiopulmonary resuscitation.

Content module 4. Traumatic injuries

Topic 13. Closed soft tissue injuries: contusion, concussion, rupture. The clinic, diagnosis of closed soft tissue injuries, first aid, principles of treatment.

Topic 14. Fractures and dislocations: classification; clinical manifestations; diagnostics; first aid; principles of treatment.

Topic 15. Polytrauma. Multiple injuries associated and combined injuries. Traumatic shock. Prolonged compression syndrome: pathogenesis, clinic, diagnosis, first aid, principles of treatment.

Topic 16. Wounds, definition, classification. Wound structure and course of the wound process. Features of a modern gunshot wound and mine explosion damage. An accidental contaminated wound: conditions for the development of the infectious process in the wound and their elimination (primary surgical treatment of the wound). Clean postoperative wounds, features of treatment.

Topic 17. Infected wounds. Stages of the wound process. Treatment of an infected wound depending on the stage of the wound process. Clinical analysis of a patient with infected wound.

Topic 18. Burns: classification, clinic. First aid for various types of burns. Defeat by light radiation of a nuclear explosion. Burns caused by incendiary mixtures.

Burn disease. Treatment of burns in the hospital depending on the period of burn disease. Types of surgical operations used in the treatment of burns.

Topic 19. Frostbite. Classification. The mechanism of defeat. Clinical signs. First aid and treatment. Electrotrauma: the mechanism of electric shock; clinical signs; diagnostics; first aid and its features.

MODULE 2. Surgical infection. Necrosis. Fundamentals of transplantology and clinical oncology. Methods of examination of surgical patients.

Content module 1. Surgical infection. Necrosis.

Topic 20. General issues of surgical infection: classification; pathogens of surgical infection; translocation. Pathogenesis of local and general reactions of an organism at a surgical infection. Principles of diagnosis and treatment. Abscess, phlegmon.

Topic 21. Acute purulent soft tissue diseases: furuncle, carbuncle, hidradenitis, mastitis, paraproctitis (perirectal abscess), erysipelas.

Topic 22. Panaritium. Phlegmon of the hand. Features of the anatomical structure of the hand. Etiology, pathogenesis, clinic, diagnosis, treatment. Lymphangitis, lymphadenitis: etiology, pathogenesis, clinic, diagnosis, principles of treatment.

Topic 23. Putrefactive surgical infection: pathogens, clinical symptoms and clinical course, treatment principles. Anaerobic gas gangrene: etiology, pathogenesis, clinic, treatment, specific and nonspecific prevention.

Topic 24. Tetanus. Anthrax. Wound diphtheria. Etiology, pathogenesis, clinic, diagnosis, treatment, prevention. Diagnosis, prevention, and principles of treatment of tetanus in hostilities and extreme situations.

Topic 25. Surgical sepsis (Sepsis-3): definition, etiology, classification, pathogenesis, clinical manifestations, diagnosis, principles of treatment. Septic shock. Multiple organ failure syndromes. Detoxification therapy and immune correction.

Topic 26. Necrosis. Gangrene. Ulcers. Fistulas. Causes. Clinical manifestations, diagnosis, treatment.

Content module 2. Fundamentals of transplantology and clinical oncology.

Topic 27. Transplantology. Classification of grafts. Features of application of different types of grafts. Deontological aspects, legal and juridical bases of transplantation.

Topic 28. Tumors. Etiology, pathogenesis. Benign and malignant tumors. Histogenetic, morphological, clinical, and international (TNM) classifications. Clinical groups of cancer patients. Clinical manifestations. Diagnostic methods. Principles of treatment.

Content module 3. Methods of examination and curation of a surgical patient.

Topic 29. Examination of a surgical patient. Collection of complaints, of anamnesis of disease and life. An objective examination of the head, neck, chest, abdomen, musculoskeletal system, blood vessels, lymph nodes.

Topic 30. Curation of a surgical patient (first lesson).

Topic 31. Curation of a surgical patient (second lesson).

Topic 32. Defense of the medical history of the surgical patient.

Topics of the lecture course reveal problematic issues of general surgery (antisepsis and asepsis, bleeding, clinical transfusiology, anesthesiology, resuscitation, traumatic injuries, wounds and wound process, wound healing, thermal trauma, general aspects of surgical infection, acute purulent soft tissue diseases, blood vessels, bones and joints, surgical sepsis, acute surgical specific infection, gangrene, ulcers, fistulas).

Practical classes according to the method of their organization are clinical, as practical classes provide: the practice of practical skills of physical examination of a healthy person and patients with various surgical diseases, inflammatory diseases of soft tissues, joints, bones, detection of symptoms, and syndromes, local status and nosological diagnosis, consideration of blood transfusiology, anesthesiology and resuscitation, burn and frostbite, basics of clinical oncology, the appointment of additional methods of examination and modern treatment. Also during the practical lesson are used: solving situational problems and tasks of emergency care, solving tests, analysis of the results of laboratory and instrumental examinations. Depending on the topic of the practical lesson, higher education students practice the skills of contact with the patient and assessment of local status, as well as work in a bandaging room under the supervision of a teacher, visiting the operating room, and resuscitation department under the supervision of a teacher. Practical classes on topics intended for emergencies and resuscitation are held on the basis of the simulation center. In the conditions of distance learning are used: theoretical questioning, solving situational tasks and tasks of emergency care, solving tests, analysis of the results of laboratory and instrumental examinations, analysis of video material with thematic patients.

The student's independent work involves preparation for practical classes and training of practical skills, preparation of presentations, participation in the clinical analysis of a thematic patient, review of modern scientific literature on the topic of the practical class. The student's independent work is assessed during the relevant practical lesson.

Thematic plans of lectures, calendar plans of practical classes, thematic plan of independent extracurricular work, volume and directions of individual work are published on the site of the department.

Route of receiving materials: Official site of VNMU / Department of General Surgery / Student / Full-time education / Medicine / 3rd year / general surgery / Educational materials / or through the link:

<https://www.vnmua.edu.ua/%D0%BA%D0%B0%D1%84%D0%B5%D0%B4%D1%80%D0%B0-%D0%B7%D0%B0%D0%B3%D0%B0%D0%BB%D1%8C%D0%BD%D0%BE%D1%97-%D1%85%D1%96%D1%80%D1%83%D1%80%D0%B3%D1%96%D1%97#>. Access to the materials is carried out through the student's corporate account s000XXX@vnmua.edu.ua.

5. Forms and methods of monitoring academic performance

Current control in practical classes	Methods: oral or written interview, testing, solving situational tasks, assessment of local patient status.
Final semester control (credit) at the end of the 5th semester	According to the Regulations on the organization of the educational process in VNMU named after MI Pirogov (link https://www.vnmua.edu.ua/ General information / Basic documents)
Final control of the discipline - differential credit at the end of the 8th semester	Methods: oral and written questioning, test control and assessment of practical skills (according to the Regulations on the organization of the educational process in VNMU named after MI Pirogov (link https://www.vnmua.edu.ua/ General information / Basic documents)
Tools for diagnosing learning success	Theoretical questions, tests, clinically-oriented situational tasks, practical tasks, practical skills demonstration

6. Assessment criteria

Knowledge assessment is carried out in accordance with the Regulations of the Academic process in VNMU named after M.I. Pirogov (link: <https://www.vnmua.edu.ua/> General information / Basic documents)

Current control	On a four point system of traditional assessments: 5 «excellent», 4 «good», 3 «satisfactory», 2 «unsatisfactory»
Control of practical skills	On a four-point system of traditional assessments
Intermediate control (credit)	On a 200-point scale (the arithmetic average grade for the semester is converted into points) Credited: 120 to 200 points Not credited: less than 120 points (See Grading Scale)
Final control of the discipline	Score for differential credit: 71-80 points - "excellent" 61-70 points - "good" 50-60 points - "satisfactory" Less than 50 points - "unsatisfactory" / did not pass
Discipline assessments:	Current academic assessment - from 72 to 120 points (conversion of the average traditional assessment of practical class on a 120-point scale): 60% of the grade for the discipline Final control - from 50 to 80 points: 40% of the grade for the discipline Individual work - from 1 to 12 points From 122 to 200 points in total.

Discipline Score Scale: National and ECTS

The sum of grades for all types of educational activities	Score ECTS	Score on a national scale	
		For exam, course project (work), practice	for credit test
180-200	A	excellent	credited
170-179,9	B	good	
160-169,9	C		
141-159,9	D	satisfactory	
122-140,99	E	satisfactory	-
120-140,99	E	-	credited
119-61	FX	unsatisfactory with the possibility of reassembly	is not credited with the possibility of reassembling
1-60	F	unsatisfactory with a mandatory reexamination of discipline	is not credited with mandatory reexamination of discipline

Criteria for student knowledge assessment

Assessment of oral / written response during the current assessment

The grade "excellent" is given to a student who has deeply and comprehensively mastered the theoretical material, competently and logically teaches it. He is fluent in Latin terminology, clearly answers non-standard questions on the topic of the lesson, is able to link the material of the topic with previously studied sections, which indicates knowledge of the recommended literature and the ability to analyze the material studied, and clearly demonstrates the importance of theoretical knowledge for practice medicine.

The grade "good" is given to a student who knows and has a good theoretical material, teaches it correctly, does not allow inaccuracies in the answer, is able to reveal the topic from the standpoint of its medical significance and practical application, but the answers do not go beyond the textbook, guidelines.

A grade of "satisfactory" is given to a student who knows the basic concepts and definitions of the studied topic, but admits significant inaccuracies or has difficulty in formulating the answer, does not understand the medical aspects of the topic, cannot relate theoretical material to practice.

The grade "satisfactory" is given to a student who knows the basic concepts and definitions of the studied topic, but admits significant inaccuracies or has difficulty in formulating the answer, does not understand the medical aspects of the topic, cannot relate theoretical material to practice.

The grade "unsatisfactory" is given to a student who does not know the theoretical foundations of the topic, makes gross mistakes in answering, does not understand the basic concepts and definitions, cannot explain the importance of theoretical material for practical medicine.

Assessment of practical skills during the current assessment

A grade of "excellent" is given to a student who knows the course and sequence of practical skills or medical manipulation, demonstrates the correct implementation of the necessary practical skills, and correctly with clear formulations of generalizations and conclusions, draws up a protocol.

A grade of "good" is given to a student who is able to identify mistakes and can demonstrate the implementation of practical skills or medical manipulation in general, carefully draws up a protocol of practical training.

A grade of "satisfactory" is given to a student who knows the basics of a practical task, cannot demonstrate the complete correct sequence of practical skills or medical manipulation, and sloppily draws up a protocol.

A grade of "unsatisfactory" is given to a student who cannot demonstrate the performance of practical skills or medical manipulation, does not register the progress of work in the protocol

Evaluation of testing during the current assessment

The grade "excellent" is given to the student who at carrying out test control is allowed no more than 10% of incorrect answers (volume of correct answers 90-100%). Provides correct answers to all test questions when solving clinically-oriented test tasks.

A grade of "good" is given to a student who makes no more than 20% of mistakes during the test. (volume of correct answers 80-89%). Provides correct answers to most test questions when solving clinical-oriented test tasks.

The grade "satisfactory" is given to a student who makes mistakes in no more than 40% of test tasks (the amount of correct answers is 60.5-79%). When solving clinically-oriented test tasks, it provides the correct answers to only some questions to the test.

A grade of "unsatisfactory" is given to a student who correctly solves less than 60% of the test tasks in a test survey. When solving clinical-oriented test tasks, he cannot provide the correct answers to the test questions.

Assessment of intermediate control (credit)

Intermediate control is credited if the student has mastered a certain section of the discipline in full, as evidenced by the current assessment of each practical lesson, and attended a lecture course. To assess the intermediate control, the calculation of the arithmetic average mark of the traditional assessment for the semester is performed.

Assessment of the oral answer during the final control (exam)

The grade "excellent" is given to the student who competently and in a logical sequence provides answers to the questions of the examination ticket. His answer demonstrates the ability to analyze theoretical material, make thorough conclusions about the importance of theoretical material for practical medicine; the student provides clear correct answers to additional non-standard questions.

The grade "good" is given to a student who has good theoretical material and in a logical sequence provides answers to the questions of the examination ticket but admits minor inaccuracies, which are quickly corrected when answering the clarifying questions of the examiner.

A grade of "satisfactory" is given to a student who demonstrates knowledge of basic concepts and definitions when answering the exam ticket, admits significant inaccuracies or has difficulties in answering the questions, admits inaccuracies when answering the examiner's specific questions.

The grade "unsatisfactory" is given to a student who does not know the answer to one of the questions of the examination ticket, makes gross mistakes in answering the question, cannot explain the basic concepts and definitions, and does not know the answers to additional clarifying questions of the examiner.

The student's independent work is assessed during the final classes of mastering the discipline modules by oral questioning or solving test tasks on topics that are not included in the classroom plan. Evaluation of prepared messages, presentations on the selected topic is carried out by traditional evaluation.

The grade "excellent" is given to a student who has deeply and comprehensively revealed the problem, logically stated the main issues, and gave examples from modern medical information sources. He is able to connect the material of this topic with previously studied sections, which demonstrates the ability to analyze the studied material, as well as clearly demonstrates the importance of theoretical knowledge for practical medicine.

The grade "good" is given to a student, who knows and is well versed in theoretical material, competently revealed the main issues of the topic and its medical significance but did not go beyond the textbook, guidelines.

A grade of "satisfactory" is given to a student who has revealed the basic concepts and definitions of the recommended topic, but has not fully disclosed it, does not understand the medical aspects of the topic, cannot relate theoretical material to practice.

Assessment of situational tasks

Solving clinically-oriented tasks by students is carried out by providing the correct answer according to the conditions.

Assessment of individual student work

The calculation of individual points is carried out on the basis of the Regulation of the Academic process in VNMU named after M.I. Pirogov (link <https://www.vnmua.edu.ua> / General information / Basic documents).

12 points - added to the assessment of the discipline for a student who won a prize at the interuniversity competitions in the discipline or a prize at the Ukrainian competition of student research reports or a prize at the interuniversity / international scientific conference with the published work

11 points - are added to the assessment of the discipline for a student who won the first prize at the intra-university Olympiad in the discipline or the first place at the student scientific conference with the published work, or participated in the Ukrainian competition of student research papers

10 points - are added to the assessment of the discipline for a student who won a prize (II-III) at the intra-university Olympiad in the discipline or at the student scientific conference with the availability of printed work; or for participation (without a prize place) in interuniversity competitions in the discipline or a prize place in an interuniversity / international scientific conference with the availability of published work

9 points - are added to the assessment of the discipline for a student who participated (without a prize) in the intra-university Olympiad in the discipline or student scientific conference with the presence of published work

8 points - are added to the assessment of the discipline for a student who actively participated in the student scientific group, published a paper with results of scientific and practical research, but did not personally participate in the student scientific conference, prepared a poster report

6-7 points - are added to the assessment of the discipline for a student who has made at least 20 smears or at least 3 tables, or an educational video to replenish the visual support of teaching the discipline (taking into account the volume and importance of work performed)

3-5 points are added to the assessment of the discipline for a student who has made at least 10 smears or at least 2 tables, or created a thematic illustrated presentation about specific pathogen (at least 2) to supplement the visual support of teaching the discipline (taking into account the volume and importance of work).

7. Policy of discipline / course

The student has the right to receive high-quality educational services, access to contemporary scientific and educational information, qualified tutoring during the study of discipline and mastering practical skills. The policy of the department during the providing of educational services is a student-centered, based on normative documents of the Ministry of Education and the Ministry of Health of Ukraine, the Statute of the University and the Procedure for the Providing of Educational Services regulated by the main principles of the organization of the educational process in VNMU named after M.I.Pirogov and the principles of academic integrity (link [https://www.vnmua.edu.ua/General information](https://www.vnmua.edu.ua/General%20information)).

Observance of the rules of the VNMU regulations, safety precautions at practical classes

Fire safety instruction is given at the first practical lesson by the teacher. A student who has not been instructed is not allowed to practice.

Requirements for preparation for practical classes

The student must be prepared for a practical lesson.

He should come to class on time, without delay. A student who is more than 10 minutes late for class is not allowed to the last and must work it in the prescribed manner.

In practical classes, the student must be dressed in a work uniform (medical gown, hat, change of shoes, have a medical mask or respirator). Students who do not have a work uniform are not allowed to study.

The student must follow the rules of safety in practical classes and during the stay in the department.

When discussing theoretical issues, students should demonstrate tolerance, courtesy, and respect for their colleagues and the teacher; when performing practical tasks, the workplace should be kept in order and cleaned after the practical work.

Usage of mobile phones and other electronic devices

The use of mobile phones and other electronic devices in the classroom is allowed only during electronic testing or surveys.

Academic integrity. When studying the discipline, the student must be guided by the Code of Academic Integrity and Corporate Ethics of VNMU named after M.I. Pirogov (link: [https://www.vnmu.edu.ua/General information/](https://www.vnmu.edu.ua/General%20information/) Code of Academic Integrity). In case of violation of the norms of academic integrity during the current and final controls student receives a grade of "2" and must work it out to his teacher in the prescribed manner within two weeks after receiving an unsatisfactory assessment).

Missed classes. Missed classes are working out in the manner prescribed by Regulations of the Academic process in VNMU named after M.I. Pirogov (link [https://www.vnmu.edu.ua/General information](https://www.vnmu.edu.ua/General%20information/)) at the time of workout schedule (published on the website of the department [https://www.vnmu.edu.ua/ Department of General surgery](https://www.vnmu.edu.ua/Department%20of%20General%20surgery/)) to the teacher on duty. To work out missed lesson student must provide a completed workbook protocol on the relevant topic, take a test and answer questions in writing or orally to the topic of the lesson. The reworking of missed lectures is carried out after providing a thesis of lecture material, or writing an abstract, or preparing own presentation on the topic of missed lecture

The procedure for admission to the discipline final control is given in the Regulation of the Academic process in VNMU named after M.I. Pirogov (link [https://www.vnmu.edu.ua / General information / Basic documents](https://www.vnmu.edu.ua/General%20information/)). Students who do not have missed practical classes and lectures and received an average traditional grade of at least "3" are allowed to final control.

Additional points. Individual points in the discipline the student can get for individual work, the amount of which is published on the website of the department in the teaching materials of the discipline, the number of points is determined by the results of individual student work according to Regulation of the Academic process in VNMU named after M.I. Pirogov (link [https://www.vnmu.edu.ua / General information / Basic documents](https://www.vnmu.edu.ua/General%20information/)).

Conflict resolution. In the event of misunderstandings and complaints to the teacher due to the quality of educational services, assessment of the knowledge, and other conflict situations, the student must first report their claims to the teacher. If the conflict issue is not resolved, the student has the right to apply to the head of the department according Regulation of the Academic process in VNMU named after M.I. Pirogov (link [https://www.vnmu.edu.ua / General information / Basic documents](https://www.vnmu.edu.ua/General%20information/)).

Politics in terms of remote learning. Distance learning regulated by the Regulations of the elements of remote learning in VNMU named after Pirogov M.I. ([https://www.vnmu.edu.ua/ General information](https://www.vnmu.edu.ua/General%20information/)). The main training platforms for studying are Microsoft Team and Google Meets. Practical classes and lectures, exercises and consultations during distance learning is published on the website of the department ([https://www.vnmu.edu.ua / Department general surgery /](https://www.vnmu.edu.ua/Department%20general%20surgery/) to student. Feedback from teachers is via messengers (Viber, Telegram, WhatsApp) or e-mail (at the teacher's choice) during working hours.

8. Educational resources

Educational and methodological support of the discipline is published on the website of the department (<https://www.vnmu.edu.ua> / Department general surgery / to student)

The basic literature:

1. General surgery. Edited by professor S.D. Khimich, professor M.D. Zheliba Kyiv AUS Medicine Publishing. 2019. – 534
2. Surgery. S.I. Shevchenko. Kharkov. KHSMU. 2004. – 341
3. General surgery. Berezhnysky Ya. S., Zakharash M. P., Mishalov V. G., Shidlovsky V.O., Vinnytsia, NK, 2019, c. 328

The additional literature:

1. Lectures of general surgery for foreign students of II and III years of medical faculty professor R. Kushnir. Ternopil "Ukrmedknyha". 2005. – 318
2. General surgery. A. Butyrsky/ Simferopol 2004. – 341
3. Methodological recommendations of surgical patients care. – Vinnitsa medical national university – 2019

Electronic resources:

E-mail address of the university website: <http://vnmu.edu.ua>

E-mail address of the university library website: <http://library.vnmu.edu.ua>

Testing center: <https://www.testcentr.org.ua/uk/>

Ministry of Health of Ukraine: <https://moz.gov.ua/>

Public Health Center of the Ministry of Health of Ukraine: <https://phc.org.ua/kontrol-zakhvoryuvan>

Scientific-practical journal "Laboratory diagnostics" <http://acclmu.org.ua/ru/journals/>

In English:

Dr. Najeeb Lectures <https://www.youtube.com/channel/UCPHpx55tgrbm8FrYYCflAHw>

Osmosis <https://www.youtube.com/c/osmosis/>

MEDCRAM- Medical Lectures explained clearly

<https://www.youtube.com/user/MEDCRAMvideos>

<https://pubmed.ncbi.nlm.nih.gov/>

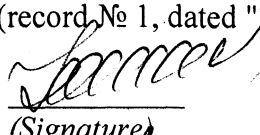
Lecture presentations, Methodical recommendations for practical classes and independent work of the student, Consultations (twice a week according to the schedule of consultations)

9. The schedule and distribution of groups between teachers is published on the web page of the department (<https://www.vnmu.edu.ua> / Department general surgery / to student).

10. Questions to the intermediate and final controls of the discipline are published on the website of the department (<https://www.vnmu.edu.ua> / Department general surgery / to student).

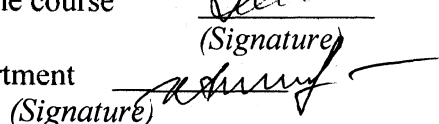
The syllabus of the discipline "General surgery " was discussed and approved at the meeting of the department General surgery (record № 1, dated "30" August 2020)

Responsible for the course


(Signature)

(Ph.D. Assoc. Oshovskyy IN.)

Head of the department


(Signature)

(MD, prof. Khimich SD)